


2023-24

KAR SYSTEMS A PARENT GUIDE

JOURNEY TO EXCELLENCE



King's Academy Ringmer



CONTENTS

- EduLink One
- Tassomai
- Sparx
- Google Classroom

A GUIDE TO



What is EduLink?

EduLink is a communication and information tool between the school, parents and students.

It will give you, as a parent, access to your child's information including attendance, exams, behaviour, timetable and achievement and other information.

Your child will also have access to this system with their own separate account using their normal school google classroom login. Easier to access all this information on either the website below, or using the EduLink app.


WE HIGHLY RECOMMEND DOWNLOADING THE APP TO YOUR PHONE/TABLET:

Your device must have either of the following unlock feature: passcode/PIN/fingerprint/facial recognition

How does EduLink work?

We have created a user friendly EduLink guide for parents to use. It outlines how to access and use each of the prompts that allow you to keep track of your child's progress and to be able to communicate with your child's teachers. Please click the link below to view and download our guide:

<https://www.kgaringmer.uk/attachments/download.asp?file=1926&type=pdf>



A GUIDE TO

Mr G Weir

Director of Science, King's Academy Ringmer

What is the Tassomai login page URL?

<https://app.tassomai.com/>

How do students login?

Once you are on the login page, the easiest way to login is for students to click this button and login using their school Google account.



How do students use Tassomai?

Students just need to login and start completing quizzes to achieve their daily goal.



How often should they complete their daily goal?

Students should complete 4+ daily goals per week to achieve their weekly goal.



A GUIDE TO Sparx Maths

Mr J Taylor

Director of Mathematics, King's Academy Ringmer

What is the Sparx Maths login page URL?

www.sparxmaths.com

How do students login?

To log onto Sparx we use the Single Sign-On system (SSO) using the school Google account settings and passwords that are the same for students' emails. This way a separate user name and password are not required for Sparx. This should reduce the number of issues with Pupils forgetting their user name.

Log in to Sparx using Google 

How often is homework set and what happens if a student fails to do it?

This is set every Tuesday for years 7, 8 and 9. Thursdays for Years 10 and 11. Every student gets one week to complete the task in their Sparxmaths homework book, this is checked by their teacher every week or other week.

Students who have not completed their compulsory homework are asked to attend a sparx catch-up at break and lunch times until they have caught-up. We DO NOT give detentions to students who have not completed all of the tasks BUT we do if they fail to attend the catch-up sessions. Students who persistently fail to attend catch-up are given a maths afterschool detention. This is NOT a catch-up session but a sanction, we will not help nor allow students to catch-up missing work during this sanction, it does not negate the need for a student to catch-up either at break, lunch or at home.

What support can I get from school and how can I support from home?

I understand that some parents may have some concerns about Sparx

Support is available in school for your child – Every lunch and break students can ask their maths teacher for help. We provide Chromebooks at both lunch and break times for students to use. The LS operate an afterschool homework club which if invited to, your child can complete their Sparx homework.

A GUIDE TO Sparx Maths


- Remember that homework is personalised to your child's attainment level and every question has a video to provide extra support
- 100% completion is important in allowing your child to make progress and preventing gaps in their learning. Completing their homework each week also allows Sparx to learn about their working speeds and adapt future homework for them.
- Bookwork Checks are necessary to show your child is writing and recording work in their book, they will find passing bookwork checks easy and they will see them less often.
- The odd long homework is nothing to worry about and future homework lengths will adapt, but if you notice that your child is regularly spending longer than 60 minutes on their homework, check your child is writing their answers in their book and is not distracted by anything else while doing their work.
- Student are given plenty of time to complete their homework. It can be done in one go or in small chunks but early completion is always recommended so they get help from the teacher before the deadline.

Parental support is fantastic, but over-helping or doing the work for your child could lead to Sparx misunderstanding their level and making their homework too difficult. You should encourage your child to:

- Have a go at the question before seeking help
- Watch the videos when they get stuck



A GUIDE TO



Google Classroom

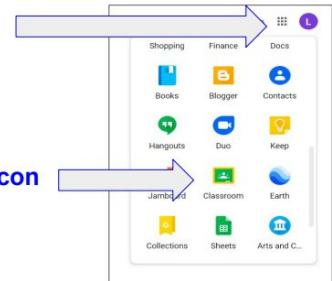
How do students access Google Classroom?

Students can access Google Classroom using a phone (iPhone or Android), tablet, or computer (Mac, PC, or Chromebook). Students will use their school provided email address (**@rm.kgapupils.uk**) to log in to Google Classroom. Parents do NOT have direct access to Classroom, but are welcome to log in with their student to review course content.



Google Apps Icon

Google Classroom Icon



How can I keep track of homework/assignments my child is set?

Teachers should have allowed guardian summaries homework to be sent to parents to notify them whenever a piece of work is set for the student to complete.

Where can I go for extra help if me or my child is struggling to use the software?

Google classroom has its own useful help centre, with answers to most questions you or your child may have. This site can be accessed here:

<https://support.google.com/edu/classroom/answer/9582544?hl=en&co=GENIE.Platform%3DDesktop&oco=0#zippy=%2Csee-your-feedback-or-grade%2Cmanage-your-account-classes-or-notifications%2Cexplore-the-classes-page%2Cexplore-the-stream-page%2Cexplore-the-classwork-page%2Cexplore-the-people-page%2Cwork-offline%2Cjoin-a-video-meeting%2Cstart-or-turn-in-your-classwork%2Cexplore-the-home-page%2Ccommunicate-with-your-teacher-or-classmates>

