


Ringmer Village

Art & Design Competition 2023



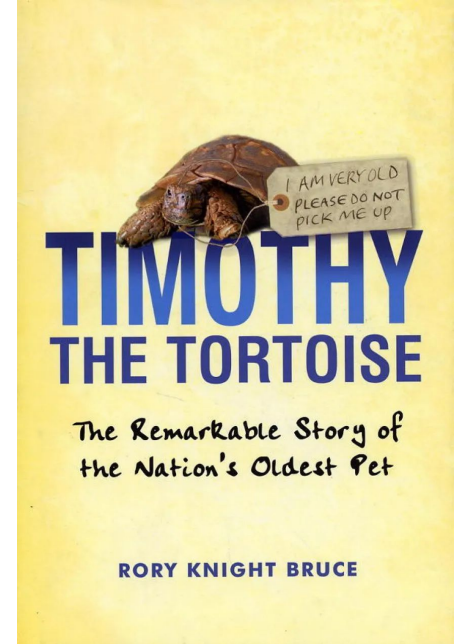

1) Design a new Ringmer Village logo/ signage:

Design brief:

- For the current village logo to be updated. Logo will be used on all Ringmer Parish Communications (letterhead/ email/ website/ signage).

Considerations:

- Influences of 'Timothy the tortoise'/ Wind Turbine/ ECO village/ new & old, natural world.




2) Ringmer shops seating area:

Design brief:

- For the current seating area to be updated.
Suggested seating overview to incorporate ideas of open space.

Considerations:

- Influences Ringmer Village/ Wildflower initiatives/ seating social areas.



Examples of mood boards

- Appropriate to theme and influences.
- To convey a message or theme

MOOD BOARD - COLOR PALETTES



1.



2.



3.



4.



5.




6.



7.



8.

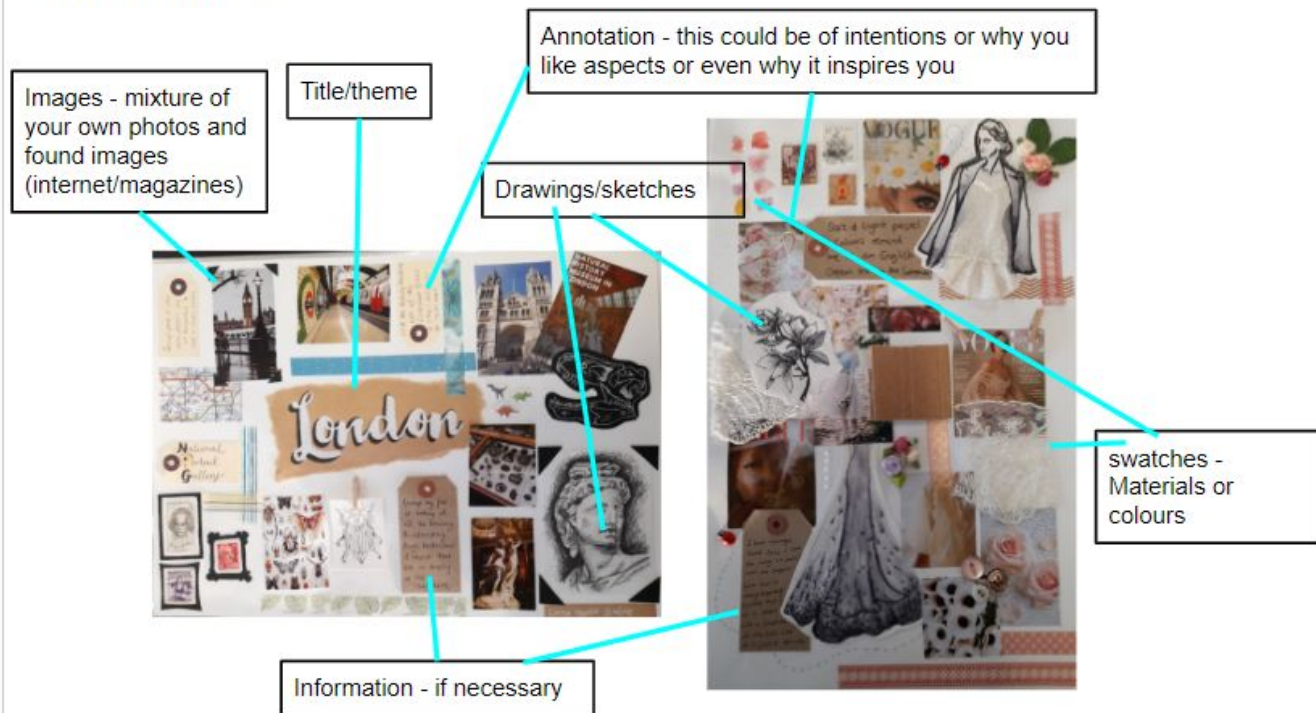


How to 'mood boards':

<https://www.youtube.com/watch?v=9Xf8P38YpZo>

Moodboard

A mood board is a type of visual presentation or 'collage' consisting of images, text, and samples of objects in a composition. It can be based on a set topic or can be any material chosen at random. A mood board can be used to convey a general idea or feeling about a particular topic. They may be physical or digital, and can be effective presentation tools.



NOTE: Write a brief explanation somewhere on your board to talk about what/why you have picked a certain theme and what areas you like.(your intentions towards a final piece)

Initial Ideas board

Title/theme

Indication of an artist who has inspired you and how your work will be like their (material, colours, style, subject or mix of all aspects)

Observational (first hand) sketches of subjects for example here I have created sketches looking at birds.

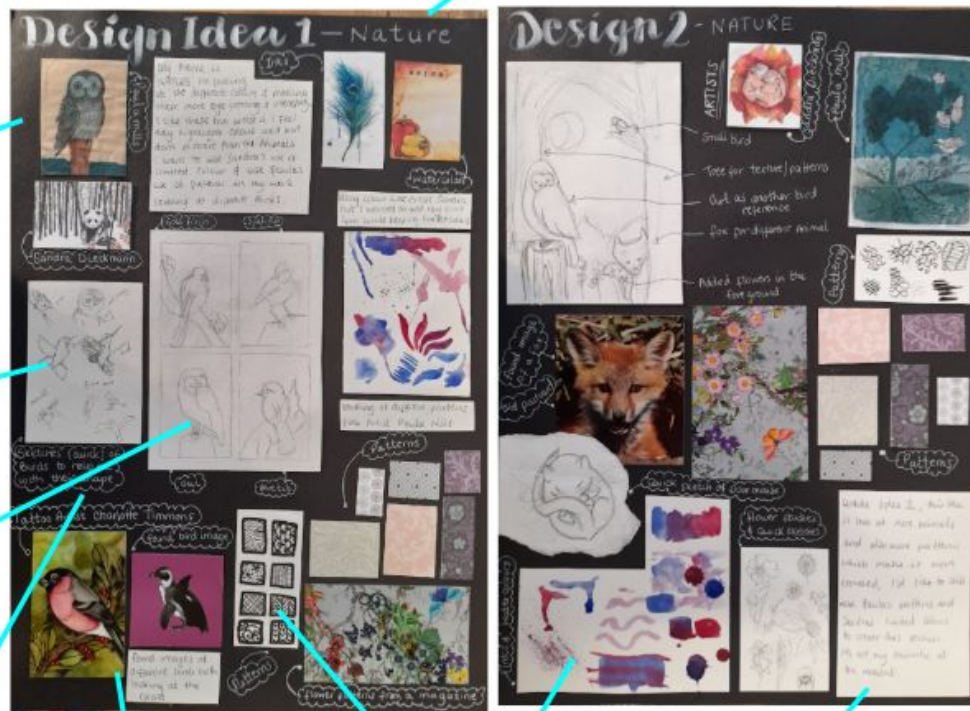
A mock sketch of what your outcome would be

Annotation - this could be of intentions or why you like aspects or even why it inspires you

Images - mixture of your own photos and found images (internet/magazines)

swatches - Materials or colours you intend on using

Information - your intentions as in what are you wanting to create as a outcome (also known as a brief).



Proposals for both design briefs:

Dave Duke- Ringmer Parish Councillor, has asked Kings Academy Ringmer student to design 1) updated Ringmer Logo and 2) updated seating areas located at the shopping area.

Deadline:

- By Friday 19.05.23- all entries submitted to mark.madriaga@kingsacademies.uk.
- By Friday 09.06.23- entries submitted will be shortlisted to top 5x for Ringmer Parish Council to decide.
- By end of June 2023- Ringmer Parish to have decided on overall winner/s.

How to submit:

- Displayed on A2 to A1 mount board.
- or
- On a PPT or PDF.

Winner/s:

- Will have their design/s used for the above.
- Will be given prizes from both KAR art department and Ringmer Parish Council.

Good luck to all student entries :)